



Tuarascáil Suiteála WiFi4EU

- Treoir Cur Chun Feidhme -

V1.4

Ábhar

ACHOIMRE.....	2
SREABHADH OIBRE.....	2
AN TUARASCÁIL SUITEÁLA A IONCHÓDÚ AGUS A CHUR ISTEACH.....	3
AN TUARASCÁIL SUITEÁLA A IONCHÓDÚ.....	3
PRÓISEAS.....	3
AN TUARASCÁIL SUITEÁLA A CHUR ISTEACH.....	11
AN TUARASCÁIL SUITEÁLA A FHAOMHADH AG AN mBARDAS – IARRATAS AR ATHBHREITHNIÚ.....	12
AN TUARASCÁIL SUITEÁLA A FHAOMHADH.....	12
IARRATAS AR ATHBHREITHNIÚ.....	14
ATHRUITHE AR AN TUARASCÁIL SUITEÁLA.....	16

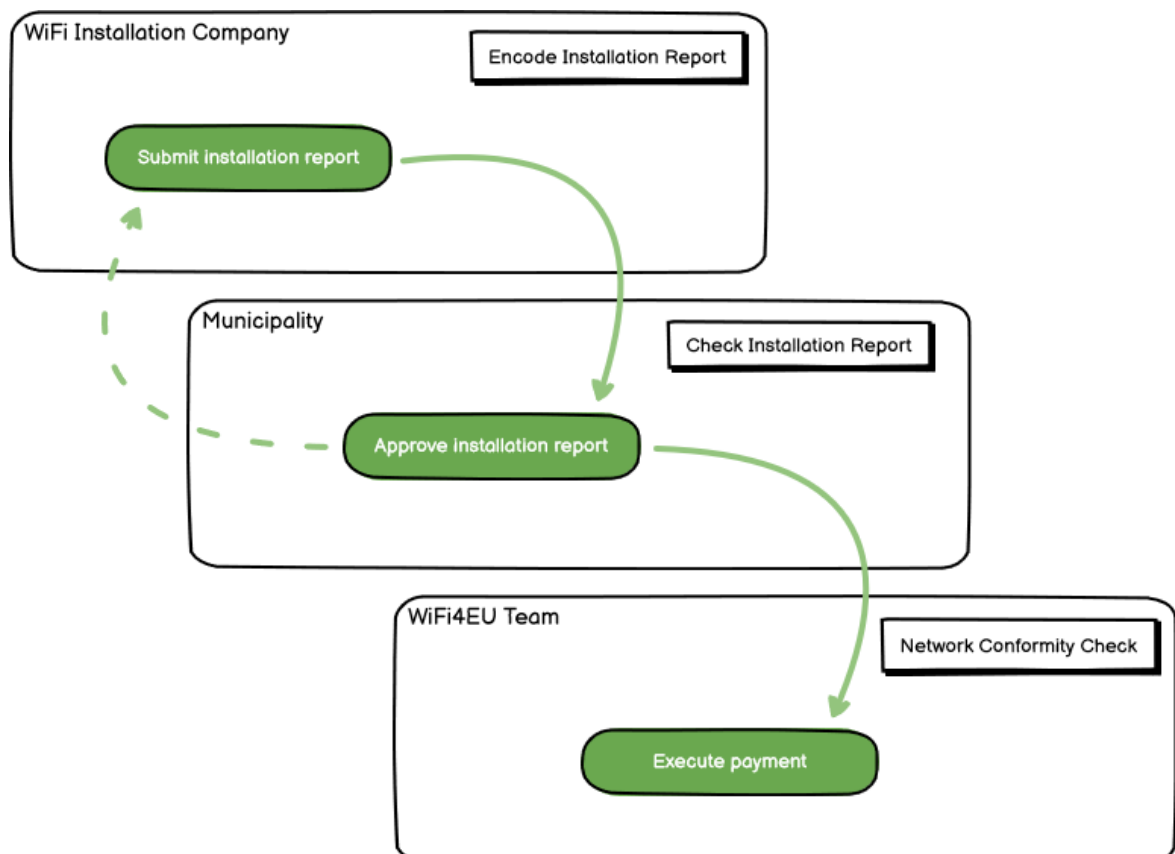
ACHOIMRE

Sa treoir seo déantar cur síos ar na céimeanna is ceart do chuideachta suiteála Wi-Fi a leanúint chun an tuarascáil suiteála a ionchódú agus a chur isteach. Tríd an tuarascáil suiteála a chur isteach, tá an chuideachta shuiteála ag dearbhú go bhfuil an tsuiteáil curtha i gcrích agus i gcomhréir leis na ceanglais theicniúla a leagtar amach in Iarscríbhinn I de Chomhaontú Deontais WiFi4EU.

Tá an t-eolas teicniúil uile faoin líonra/faoi na líonraí WiFi4EU agus faoi gach Pointe Rochtana le fáil sa tuarascáil suiteála. Déanann an chuideachta shuiteála an tuarascáil a ionchódú ar Thairseach WiFi4EU agus is é an bardas/tairbhí dearbháin WiFi4EU a dhéanann í a fhaomhadh. An tuarascáil suiteála a bheith curtha isteach agus faofa, tá sin ar na réamhriachtanais is gá a chomhlíonadh sula n-íocfar an dearbhán.

SREABHADH OIBRE

1. Cuireann an chuideachta shuiteála an tuarascáil suiteála isteach ar Thairseach WiFi4EU agus tugtar fógra don bardas trí ríomhphost go bhfuil an tuarascáil suiteála réidh lena faomhadh ar an Tairseach.
2. Déanann an bardas an tuarascáil suiteála a dheimhniú sa Tairseach, ag dearbhú gurb ann do gach Pointe Rochtana ionchódaithe agus go bhfuil siad san áit atá léirithe ag na comhordanáidí GPS.
3. Tar éis don bardas an tuarascáil suiteála a fhaomhadh, tá suas le 60 lá ag INEA:
 - Cinnte a dhéanamh de go bhfuil an tsuiteáil i gcomhréir le hAirteagal 4.2 den Chomhaontú Deontais (i.e. go bhfuil an líonra ag feidhmiú, go bhfuil lógó WiFi4EU ar taispeánt i gceart, etc.);
 - An íocaíocht a dhéanamh. I gcás nach gcomhlíontar ceanglais an Chomhaontaithe Deontais, cuirfear an t-iarratas ar íocaíocht ar fionraí go dtí go gcinntefar go bhfuil siad á gcomhlíonadh ina n-iomláine.



AN TUARASCÁIL SUITEÁLA A IONCHÓDÚ AGUS A CHUR ISTEACH

AN TUARASCÁIL SUITEÁLA A IONCHÓDÚ

Tá an t-eolas teicniúil uile faoin líonra/faoi na líonraí WiFi4EU agus faoi gach Pointe Rochtana le fáil sa tuarascáil suiteála. Is féidir le líonra ainmnithe amháin gach ceann de na Pointí Rochtana a óstáil, beag beann ar an soláthraí seirbhíse idirlín ná ar sheoladh IP an Phointe Rochtana.

Cé go bhfuil rogha ag an gcuideachta shuiteála níos mó ná líonra amháin a chur ar bun agus íoslíon na bPointí Rochtana a roinnt idir na líonraí éagsúla sin, moltar go mór don chuideachta a laghad líonraí agus is féidir a chur ar bun ar na cúiseanna seo a leanas:

- Tá an baol ann, i gcás líonraí ina bhfuil líon beag Pointí Rochtana, nach ngabhann siad ach líon an-bheag nasc in aghaidh na seachtaine, rud a chuireann fógraí rabhaidh uathoibríocha ó chóras faireacháin cianda WiFi4EU ar siúl.
- Is gá gach líonra WiFi4EU a chuirtear ar bun a nascadh le tairseach dheimhniúcháin ar leith, rud a chuireann leis na costais oibriúcháin agus chothabhála fhoriomlána.

Mar sin féin, b'fhéidir go mbeadh sé úsáideach ag bardas roinnt líonraí a chur ar bun (i.e. íoslíon na bPointí Rochtana a roinnt idir líonraí éagsúla) má mheasann sé gur gá na seirbhísí digiteacha ar a chríoch a chur chun cinn ar leathanaigh lamairne ar leith (tairseach dheimhniúcháin). Mar shampla, d'fhéadfadh líonra amháin, Pointí Rochtana san áireamh, a bheith ag an mbardas i halla na cathrach nó i bhfoirgnimh phoiblí eile a chuireann ríomhsheirbhísí rialtais ar fáil do na saoránaigh áitiúla. Ag an am céanna d'fhéadfadh líonra eile, Pointí Rochtana san áireamh, a bheith aige san oifig turasóireachta nó i suíomhanna cultúrtha eile atá dírithe ar chuariteoirí seachtracha.

PRÓISEAS

Déanann an chuideachta shuiteála sonraí an líonra a ionchódú sa táb “Mo Shuiteáil” ar Thairseach WiFi4EU.

Nuair a bheidh IBAN an bhardais deimhnithe, beidh an cnaipe “Tuarascáil Suiteála” le feiceáil ar an scáileáin. Cliceáil ar an gcnaipe “Tuarascáil Suiteála” agus cruthaigh líonra nua:

The screenshot shows the WiFi4EU Portal interface. At the top, there is a navigation bar with 'My registration(s)', 'My installation', and 'Registered Wi-Fi installation companies'. The main heading is 'Request for installation by Municipalities'. Below this, there is a table with columns for Country, Municipality, Date received, Bank account details, and Installation report confirmation. The table contains one row of data with a value of 1 in the 'Total records' field.

Country	Municipality	Date received	Bank account details	Installation report confirmation
Italy	Municipality Name	02/12/2020 11:29	IBAN: xxxxxxxxxx Selected on: /12/2020 See details	Installation report

Total records: 1

Mar réamhshocrú, roghnaigh “Cumraíocht de réir an Chomhaontaithe Deontais”. Ná roghnaigh “Cumraíocht de réir an Chomhaontaithe Riaracháin a rinneadh le # ITALIA” **ach amháin** má tá an líonra ag feidhmiú cheana féin leis an SSID “wifi.italia.it”, atá á rialú faoi chomhaontú ar leith:

My registration(s) My installation Registered Wi-Fi installation companies

← Back

WiFi installation report

This page is used to list all the WiFi4EU networks of the beneficiary you work for. In order to create one or more WiFi4EU networks for a beneficiary, you should select one beneficiary from the dropdown list.

Beneficiary : Vieste

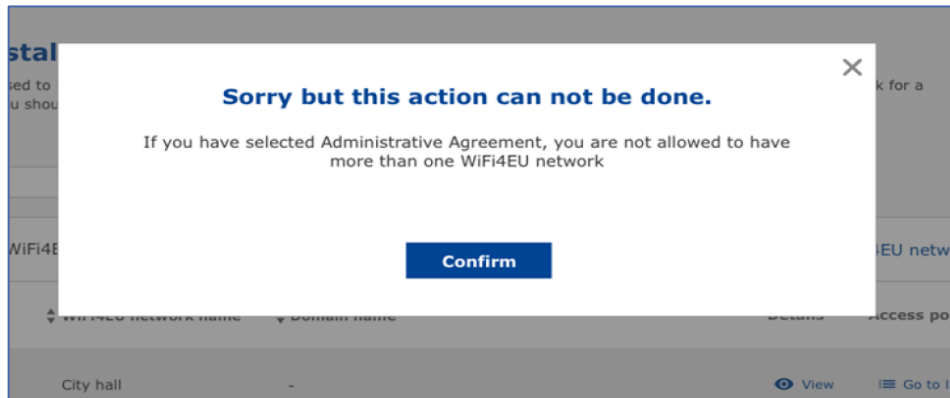
WiFi4EU configuration option

Configuration according to Administrative Agreement with # ITALIA
Configuration according to Grant Agreement

List of all WiFi4EU networks of the Beneficiary Vieste + Add WiFi4EU network

Number	WiFi4EU network name	URL of the captive portal	Details	Access points
--------	----------------------	---------------------------	---------	---------------

Má roghnaíonn tú “Cumraíocht de réir an Chomhaontaithe Deontais a rinneadh le # ITALIA”, ní féidir leat ach líonra Wi-Fi amháin a bhunú agus a ionchódú sa tairseach agus is gá gach Pointe Rochtana a bheith nasctha leis an líonra sin:



Clliceáil “Líona WiFi4EU a chur leis”:

← Back

WiFi installation report

This page is used to list all the WiFi4EU networks of the beneficiary you work for. In order to create one or more WiFi4EU networks for a beneficiary, you should select one beneficiary from the dropdown list.

Beneficiary : Vieste

WiFi4EU configuration option

List of all WiFi4EU networks of the Beneficiary Vieste + Add WiFi4EU network

Number	WiFi4EU network name	URL of the captive portal	Details	Access points
No records found				

Submit Installation Report

Líon isteach an fhaisnéis éigeantach:

This page is used to list all the WiFi4EU networks of the beneficiary you work for. In order to create one or more WiFi4EU networks for a beneficiary, you should select one beneficiary from the dropdown list.

Beneficiary : Vieste

List of all WiFi4EU networks of

Number ↕

+ Add WiFi4EU network

access points

Add WiFi4EU network

Please use only simplified Latin characters.

WiFi4EU network name

URL of the captive portal ⓘ

Confirm URL of the captive portal

IP address/Range

Cancel Add

Ionchódaigh an URL a bhaineann le splancscáileán WiFi4EU sa réimse “URL na tairsí deimhniúcháin”. Tabhair do d’aire gurb é sin an suíomh gréasáin ar a bhfuil an tairseach dheimhniúcháin lonnaithe agus NACH É an suíomh gréasáin a ndéanfar an t-úsáideoir a atreorú chuige tar éis dó logáil isteach:

My registration(s) My installation Registered Wi-Fi installation companies

← Back

WiFi installation

This page is used to list all the WiFi4EU networks of the beneficiary you work for. In order to create one or more WiFi4EU networks for a beneficiary, you should select one beneficiary from the dropdown list.

Beneficiary : Vieste

List of all WiFi4EU networks of

Number ↕

+ Add WiFi4EU network

access points

Add WiFi4EU network

Please use only simplified Latin characters.

WiFi4EU network name

Municipality Name Wifi4EU

URL of the captive portal ⓘ

https://www.xxx.com

Confirm URL of the captive portal

https://www.xxx.com

IP address/Range

111.111.111.11

Cancel Add

No records found

Is ainmneacha fearainn clasaiceacha (nach mbaineann le líonraí digiteacha comhtháite) a cheadaítear in URL na tairsí deimhniúcháin agus ní féidir ach na carachtair seo a leanas a úsáid iontu:

- Litreacha "a-z"
- Digití ó 0 go 9
- Fleiscín (-)
- Idirstad (:)
- Ponc (.)
- Slais (/)

Ní féidir URL dar tús fleiscín, idirstad, ponc ná slais a úsáid, ná ní féidir URL dar críoch na carachtair sin a úsáid. Is é 255 carachtar an uasteorainn carachtar don URL.

Sa réimse “Seoladh/Raon IP”, ionchódaigh an seoladh IP nó raon seolta IP na tairsí deimhniúcháin atá ag an suíomh suiteála. Níl aon teorainn ar thoisí an raoin IP. Is sa nodaireacht CIDR (Ródú Idir-Fhearainn gan

Aicme) is ceart an raon IP a ionchódú ar Thairseach WiFi4EU.

Tar éis don chuideachta shuiteála líonra nua WiFi4EU a chur isteach, beidh rogha ag an gcuideachta breathnú ar shonraí an Líonra (trí an gcnaipe “Féach”) nó cliceáil ar “Téigh go dtí an liosta” chun na Pointí Rochtana comhfhreagracha a chur leis an líonra:

The screenshot shows a web interface for managing WiFi4EU networks. At the top, there is a 'Back' link and a title 'WiFi installation report'. Below the title, a descriptive paragraph explains the page's purpose. The interface includes a 'Beneficiary' dropdown set to 'Vieste' and a 'WiFi4EU configuration option' dropdown set to 'Configuration according to Grant Agreement'. A table lists the existing WiFi4EU networks for the beneficiary. The table has columns for 'Number', 'WiFi4EU network name', 'URL of the captive portal', 'Details', and 'Access points'. One network is listed with the number '1', name 'Municipality Name Wifi4EU', and URL 'xxx.com'. Below the table are navigation controls and a 'Submit Installation Report' button.

Number	WiFi4EU network name	URL of the captive portal	Details	Access points
1	Municipality Name Wifi4EU	xxx.com	View	Go to list

Cliceáil ar an gcnaipe “Féach” chun teacht ar an Aitheantóir Uathúil Domhanda (UUID) atá ag an líonra. Bain úsáid as UUID an líonra chun paraiméadrú a dhéanamh ar JavaScript (blúirín) na tairsí deimhniúcháin:

The screenshot shows the 'WiFi4EU network details' page. It features a 'Back' link and a title. A descriptive paragraph is followed by the beneficiary name 'Vieste'. A table displays the details for the selected network, including its number, name, URL, UUID, and IP address. 'Edit' and 'Remove' buttons are visible next to the network details.

Number	1	Edit	Remove
WiFi4EU network name	Municipality Name Wifi4EU		
URL of the captive portal	https://www.xxx.com		
Universally Unique Identifier (UUID)	FxZWRqL8KMuaIuUCnLKXf		
IP address/Range	111.111.111.11		

Clliceáil ar “Téigh go dtí an liosta”:

← Back

WiFi installation report

This page is used to list all the WiFi4EU networks of the beneficiary you work for. In order to create one or more WiFi4EU networks for a beneficiary, you should select one beneficiary from the dropdown list.

Beneficiary : **Vieste**

WiFi4EU configuration option
Configuration according to Grant Agreement

List of all WiFi4EU networks of the Beneficiary Vieste + Add WiFi4EU network

Number ↕	WiFi4EU network name ↕	URL of the captive portal ↕	Details	Access points
1	Municipality Name Wifi4EU	xxx.com	View	Go to list

⏪ ⏩ 1 5

Submit Installation Report

Tá gach Pointe Rochtana a cruthaíodh laistigh den líonra WiFi4EU ar taispeáint ar an leathanach “Liosta na bPointí Rochtana”:

Access point list

This page is used to list all the access points of one WiFi4EU network of the beneficiary that you have selected. Please add the corresponding access points once their installation has been completed.

Beneficiary: **Vieste**
WiFi4EU network: **Municipality Name Wifi4EU**

List of all access points of the **Municipality Name Wifi4EU** of **Vieste** + Add access point

Number ↕	Location type ↕	Location name ↕	Geo location	Device type ↕	Device brand ↕	Device model ↕	Device serial ↕	MAC address 2.4GHZ	MAC address 5.0GHZ	Details
----------	-----------------	-----------------	--------------	---------------	----------------	----------------	-----------------	--------------------	--------------------	---------

No records found

Cliceáil ar “Pointe rochtana a chur leis” chun gach Pointe Rochtana a ionchódú:

Access point list

This page is used to list all the access points of one WiFi4EU network of the beneficiary that you have selected. Please add the corresponding access points once their installation has been completed.

Beneficiary: **Vieste**
WiFi4EU network: **Municipality Name Wifi4EU**

List of all access points of the **Municipality Name Wifi4EU** of **Vieste** + Add access point

Number	Location type	Location name	Geo location	Device type	Device brand	Device model	Device serial	MAC address 2.4GHz	MAC address 5.0GHz	Details
No records found										

Nuair a chuirtear Pointe Rochtana nua leis an Líonra WiFi4EU, ba cheart na sonraí seo a leanas a chur san áireamh, mar atá léirithe thuas:

- a) An cineál suímh;
- b) Ainm an tsuímh;
- c) Geoshuíomh, domhanleithead agus domhanfhad;
- d) An cineál gléis;
- e) Branda an ghléis;
- f) Samhail an ghléis;
- g) Sraithuimhir an ghléis;
- h) Seoladh MAC 2.4 GHz;
- i) Seoladh MAC 5.0 GHz.

Ba cheart na seoltaí MAC 2.4GHz agus 5GHz a bheith éagsúil le chéile. D’fhéadfadh sé gurb é an seoladh MAC atá ar taispeáint ar an bPointe Rochtana an t-aon seoladh atá ann (i.e. seoladh an phríomh-chomhéadain), ach i ndáiríre tá roinnt seoltaí MAC ag an bPointe Rochtana agus comhfhreagraíonn siad do gach comhéadan líonra ar leith. Iarr na sonraí seo a leanas ar do dhíoltóir:

This page is used to list all the access points of one WiFi4EU network of the beneficiary that you have selected. Please add the corresponding access points once their installation has been completed.

Beneficiary: **Vieste**
WiFi4EU network: **Municipality Name Wifi4EU**

List of all access points of the **Municipality Name Wifi4EU** of **Vieste** + Add access point

Add access point

Please specify the details of the access point

Location type

Location name ?

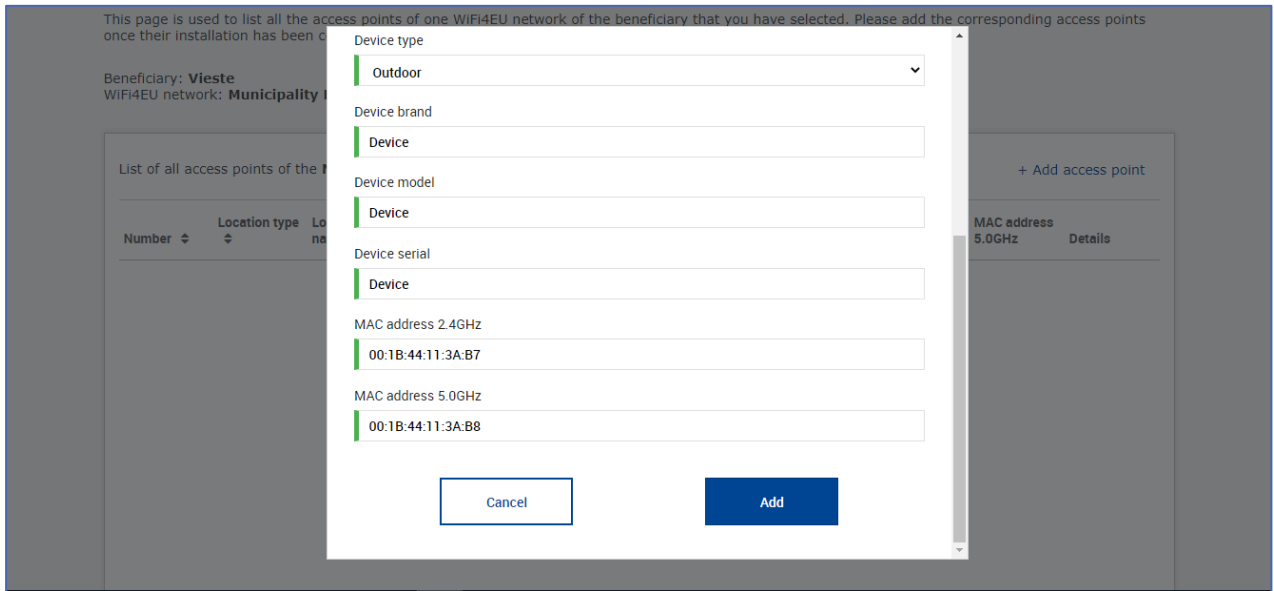
Geo Location Latitude ? Geo Location Longitude ?

Device type

Device brand

Device model

Number	Location type	Location name	Geo location	Device type	Device brand	Device model	Device serial	MAC address 2.4GHz	MAC address 5.0GHz	Details
--------	---------------	---------------	--------------	-------------	--------------	--------------	---------------	--------------------	--------------------	---------



Ionchódaigh Pointí Rochtana uile an líonra:

← Back

Access point list

This page is used to list all the access points of one WiFi4EU network of the beneficiary that you have selected. Please add the corresponding access points once their installation has been completed.

Beneficiary: **Vieste**
WiFi4EU network: **Municipality Name Wifi4EU**

List of all access points of the **Municipality Name Wifi4EU** of **Vieste** + Add access point

Number	Location type	Location name	Geo location	Device type	Device brand	Device model	Device serial	MAC address 2.4GHz	MAC address 5.0GHz	Details
1	Town Hall / Administrative building	Town Hall	41.457568, 51.789378	Outdoor	Device	Device	Device	00:1B:44:11:3A:B7	00:1B:44:11:3A:B8	View
2	Health Centre / Hospital	Health Centre	41.457568, 51.789378	Outdoor	Device	Device	Device	00:1B:44:11:3A:B7	00:1B:44:11:3A:B8	View
3	Square	Square	41.457568, 51.789378	Outdoor	Device	Device	Device	00:1B:44:11:3A:B7	00:1B:44:11:3A:B8	View
4	Park	Park	41.457568, 51.789378	Outdoor	Device	Device	Device	00:1B:44:11:3A:B7	00:1B:44:11:3A:B8	View
5	Street / Pedestrian street	Street	41.457568, 51.789378	Outdoor	Device	Device	Device	00:1B:44:11:3A:B7	00:1B:44:11:3A:B8	View

⏪ ⏩ 1 2 ⏪ ⏩ 5

← Back

Access point list

This page is used to list all the access points of one WiFi4EU network of the beneficiary that you have selected. Please add the corresponding access points once their installation has been completed.

Beneficiary: **Vieste**
WiFi4EU network: **Municipality Name Wifi4EU**

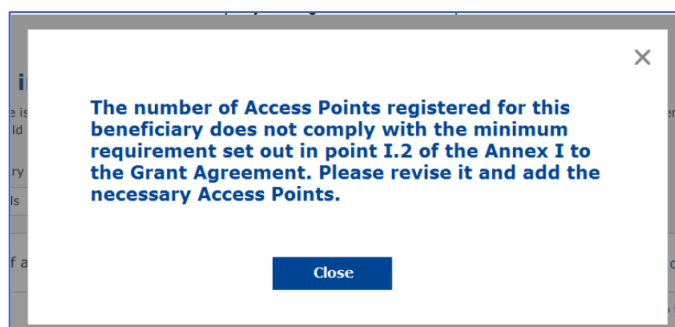
List of all access points of the **Municipality Name Wifi4EU** of **Vieste** + Add access point

Number	Location type	Location name	Geo location	Device type	Device brand	Device model	Device serial	MAC address 2.4GHz	MAC address 5.0GHz	Details
6	Tramway or Bus Station / Stop	Stop	41.457568, 51.789378	Outdoor	Device	Device	Device	00:1B:44:11:3A:B7	00:1B:44:11:3A:B8	View
7	Metro Station	Metro Station	41.457568, 51.789378	Outdoor	Device	Device	Device	00:1B:44:11:3A:B7	00:1B:44:11:3A:B8	View
8	Library	Library	41.457568, 51.789378	Outdoor	Device	Device	Device	00:1B:44:11:3A:B7	00:1B:44:11:3A:B8	View
9	School / Education or Research Centre / University	School	41.457568, 51.789378	Outdoor	Device	Device	Device	00:1B:44:11:3A:B7	00:1B:44:11:3A:B8	View
10	Shopping Mall	Shopping Mall	41.457568, 51.789378	Outdoor	Device	Device	Device	00:1B:44:11:3A:B7	00:1B:44:11:3A:B8	View

⏪ ⏩ 1 2 ⏪ ⏩ 5

Seo a leanas íoslíon na bPointí Rochtana, mar a léirítear i roinn 6.2.2 de théacs an ghlaio agus in Iarscríbhinn I.2 den Chomhaontú Deontais:

<i>Íoslíon Pointí Rochtana Iasmuigh</i>	<i>Íoslíon Pointí Rochtana laistigh</i>
10	0
9	2
8	3
7	5
6	6
5	8
4	9
3	11
2	12
1	14
0	15



Mura leor líon agus cineál na bPointí Rochtana, déan Pointí Rochtana breise a shuiteáil agus a ionchódú.

AN TUARASCÁIL SUITEÁLA A CHUR ISTEACH

Nuair a bheidh íoslíon na bPointí Rochtana ionchódaithe, beifear in ann cliceáil ar an gcnaipe “Tuarascáil Suiteála a chur isteach”. Trí chliceáil ar an gcnaipe “Tuarascáil Suiteála a chur isteach”, tá an chuideachta shuiteála ag dearbhú go bhfuil gach líonra WiFi4EU de chuid an bhardais lena mbaineann curtha i gcrích agus i gcomhréir leis na ceanglais theicniúla a shonraítear sa Chomhaontú Deontais:

My registration(s) My installation Registered Wi-Fi installation companies

← Back

WiFi installation report

This page is used to list all the WiFi4EU networks of the beneficiary you work for. In order to create one or more WiFi4EU networks for a beneficiary, you should select one beneficiary from the dropdown list.

Beneficiary : Vieste

WiFi4EU configuration option
Configuration according to Grant Agreement

List of all WiFi4EU networks of the Beneficiary Vieste + Add WiFi4EU network

Number	WiFi4EU network name	URL of the captive portal	Details	Access points
1	Municipality Name WiFi4EU	xxx.com	View	Go to list

Submit Installation Report

Last Update 28-10-2020 15:09 v7.3.11 | Top

Tar éis do bhardas cuideachta shuiteála a roghnú, is gá dó na sonraí bainc a ionchódú (sa rannán “Cuntas Bainc” ar an leathanach “Mo Chlárúchán” ar Thairseach WiFi4EU) le haghaidh an chuntais lena cheart an íocaíocht a dhéanamh. Is gá na doiciméid tacaíochta iomchuí a uaslódáil freisin.

Agus iad ionchódaithe, déantar na sonraí bainc agus na doiciméid tacaíochta a dheimhniú trí roinnt seiceálacha a dhéanann seirbhísí an Choimisiúin. A luaithe a bheidh na seiceálacha uile curtha i gcrích go sásúil, cuirfear in iúl ansin don chuideachta shuiteála trí ríomhphost go bhfuil an deimhniú déanta.

Má bhíonn aon eolas breise ag teastáil leis an bpróiseas bailíochtaithe a chur i gcrích, déanfar teagmháil dá réir sin trí ríomhphost leis an gcuideachta shuiteála. Féadfaidh an chuideachta shuiteála faireachán a dhéanamh ar an stádas sin tríd an leathanach “Mo Chlárúchán” ar an Tairseach.

Mura ndéantar faisnéis chuntas bainc na cuideachta suiteála a bhailíochtú (mar a thuairiscítear thuas), ní bheidh sé in ann an tuarascáil suiteála a chur isteach. Tiocfaidh fógra aníos nuair a bheidh an tuarascáil suiteála á cur isteach agus ní bheifear in ann leanúint den phróiseas ná an tuarascáil a sheoladh chuig an mbardas:

My registration(s) My installation Registered Wi-Fi installation companies

← Back

WiFi installation report

This page is used to list all the WiFi4EU networks of the beneficiary you work for. In order to create one or more WiFi4EU networks for a beneficiary, you should select one beneficiary from the dropdown list.

Beneficiary : Vieste

Bank account information of the Wi-Fi installation company is not verified. You will be able to submit the installation report only when their financial information is checked and confirmed valid.

Cancel

List of all WiFi4EU networks of the Beneficiary Vieste + Add WiFi4EU network

Number	WiFi4EU network name	URL of the captive portal	Details	Access points
1	Municipality Name WiFi4EU	xxx.com	View	Go to list

Submit Installation Report

Last Update 28-10-2020 15:09 v7.3.11 | Top

Nuair a bheidh an tuarascáil suiteála curtha isteach ag an gcuideachta shuiteála, cuirfidh Tairseach WiFi4EU an bardas ar an eolas go huathoibríoch trí ríomhphost, ina n-iarrfar ar an mbardas an t-eolas atá tugtha ag an gcuideachta shuiteála a dhearbhuí agus deimhin a dhéanamh de go bhfuil an tsuiteáil curtha i gcrích agus i gcomhréir leis na ceanglais theicniúla a leagtar amach in Iarscríbhinn I den Chomhaontú Deontais.

AN TUARASCÁIL SUITEÁLA A FHAOMHADH AG AN mBARDAS – IARRATAS AR ATHBHREITHNIÚ

AN TUARASCÁIL SUITEÁLA A FHAOMHADH

Nuair atá an tuarascáil suiteála bailíochtaithe ag an mbardas, ní féidir í a chur in eagar ná a athrú a thuilleadh.

Cuirtear an tuarascáil suiteála bhailíochtaithe ar fáil ansin d’fhoireann WiFi4EU, a chuireann tús le fíorú na seiceála comhréireachta. Má bhíonn gach rud in ord, íocfaidh an Coimisiún an dearbhán laistigh de 60 lá. Mura mbíonn, gheobhaidh an bardas fógra ina sonrófáir na fadhbanna teicniúla éagsúla a d’fhéadfadh a bheith ag baint leis an líonra/na líonraí WiFi4EU.

Beifear in ann cliceáil ar an gcnaipe “Suiteáil an líonra a dhearbhuí” nuair a bheidh an tuarascáil suiteála curtha isteach ag an gcuideachta shuiteála :

My registration(s) My application **My voucher** Registered Wi-Fi installation companies My history

My voucher

As a selected applicant, you need to: 1) electronically sign your Grant Agreement and wait for the countersignature in order to receive the WiFi4EU voucher, 2) select the Wi-Fi installation company with whom you have a contract for the installation of the Wi-Fi hotspots, and 3) once the Wi-Fi hotspots have been installed, confirm the installation to declare the successful operations of your local WiFi4EU network.

For each municipality, please do the following:

Municipality ↕	Action 1	Action 2	Action 3
	Grant Agreement signed on 19/12/2018. See details	Wi-Fi installation company selected on 23-07-2019. See details	Confirm network installation

ck

Fi instal

page is used to
should select one

beneficiary

st

st of all install

Number

01

02

03

04

ows per page : 10 1-10 of 100 < >

Confirm installation

Installation confirmation

I hereby confirm that the installation site WiFi4EU network(s) are completed and fully operational for the beneficiary Brussels, in full compliance with all technical requirements as specified in the Grant Agreement signed between the beneficiary and the European Commission Services. This action will inform the WiFi4EU team and will trigger either the approval or the rejection of my installation report by the beneficiary.

The WiFi4EU network(s) have been installed on site and are up and running.

The WiFi4EU network(s) installed comply with all the requirements of the grant agreement and the call conditions.

The WiFi4EU network(s) have been installed in a location where no other free public or private Wi-Fi of the same characteristics, including quality, existed.

The request for payment of the balance is full, reliable and true and is substantiated by adequate supporting documents that can be produced in the context of the checks or audits described in Article II.27 of the Grant Agreement.

Payment will be done on bank account ESAB 1234 5678 90 1 10001. Bank account cannot be changed.

Nuair a bheidh an tuarascáil suiteála faofa, gheobhaidh an chuideachta shuiteála fógra faoi dhearbhu na suiteála agus déanfar an leathanach “Mo Dhearbhán” ar phróifíl an bhardais a nuashonrú dá réir:

Municipality	Action 1	Action 2	Action 3
	Grant Agreement signed on 19/12/2018. See details	Wi-Fi installation company selected on 11-02-2020. See details	Installation report approved on 14-10-2020. See details

IARRATAS AR ATHBHREITHNIÚ

Féadfaidh bardas diúltú don tuarascáil suiteála agus iarraidh ar an gcuideachta shuiteála í a athbhreithniú. Sa chás sin, cuirfidh Tairseach WiFi4EU an chuideachta shuiteála ar an eolas go huathoibríoch trí ríomhphost, agus sonrú an fáth a thug an bardas leis an diúltú. Má dhiúltaíonn an bardas an tuarascáil suiteála, is féidir leis an gcuideachta shuiteála í a chur in eagar agus a chur isteach arís.

Más rud é gur de bhotún a cuireadh an tuarascáil suiteála isteach, ba ceart don chuideachta shuiteála iarraidh ar an mbardas í a dhiúltú. Fad is nach bhfuil an tuarascáil suiteála dearbhaithe ag an mbardas go fóill, cuirfear ar ais chuig an gcuideachta shuiteála í lena cur in eagar, trí chliceáil ar an gcnaipe “Athbhreithniú a Iarraidh”:

STATUS: THE WIFI INSTALLATION COMPANY THAT YOU SELECTED HAS COMPLETED AND SUBMITTED THE INSTALLATION REPORT

Municipality

Installation report confirmation

This page is used to list all the WiFi4EU networks as installed and completed by the WiFi installation company you have contracted.

WiFi installation company: S.p.A.

WiFi4EU configuration option: Configuration according to Grant Agreement

Number	WiFi4EU network name	URL of the captive portal	Details	Access points
1	WiFi4EU	radius.sis.com	View	Go to list

Request for revision

Confirm installation

Má chliceálann an bardas ar an gcnaipe “Deimhnigh”, gheobhaidh an chuideachta shuiteála ríomhphost ina gcuirfear in iúl dó go bhfuil iarratas ar athbhreithniú déanta ag an mbardas:

My registration(s) My application My voucher Registered Wi-Fi installation companies My history

← Back

STATUS: THE WIFI INSTALLATION COMPANY THAT YOU SELECTED HAS COMPLETED AND SUBMITTED THE INSTALLATION REPORT

Municipality

Installation report confirmation

This page is used to list all the WiFi4EU networks as installed and completed by the WiFi installation company you have contracted.

WiFi installation company: **Telecom**
WiFi4EU configuration option: **Conf**

Installation report request for revision

I hereby confirm the return of the installation report for revision to the WiFi installation company because of detected error or discrepancies.

Cancel Confirm

List of all WiFi4EU networks
Number
1

access points
Go to list

Request for revision Confirm installation

ATHRUITHE AR AN TUARASCÁIL SUITEÁLA

Le linn shaolré an chláir, d'fhéadfadh sé go dtiocfadh athrú ar roinnt paraiméadair theicniúla a líonadh isteach sa tuarascáil suiteála ar dtús. Ní féidir leis an gcuideachta shuiteála an t-eolas sin a mhodhnú tar éis don bhardas an tuarascáil suiteála a fhaomhadh.

Gach iarratas ar thuarascáil suiteála fhaofa a mhodhnú, ba cheart iad a thuairisciú d'fhoireann WiFi4EU trí ríomhphost a chur chuig INEA-CEF-WiFi4EU@ec.europa.eu.